



powered by

innovating**minds**



My Support Pathway

Transform the way you commission outreach
services for victims of domestic abuse

Today Commissioners are increasingly faced with the challenge of supporting thousands of victims across a large geographical region with an ever-shrinking budget.



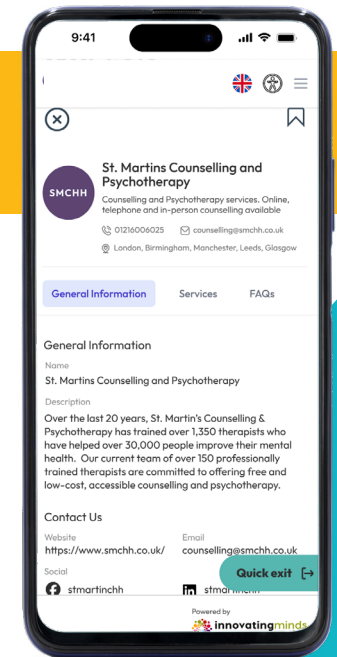
Have you considered:

- Using Artificial Intelligence and learning to guide victims based on their search terms?
- Reaching large numbers of domestic abuse victims at one point of contact?
- Helping victims to identify and access the help they need safely and quickly, and
- Timely engagement and support for victims at every stage they go through?

With clever functionality such as the **'QUICK EXIT'** button which calmly takes the viewer away from the pathway, the platform is built with the user in mind.

My Support Pathway helps victims to:

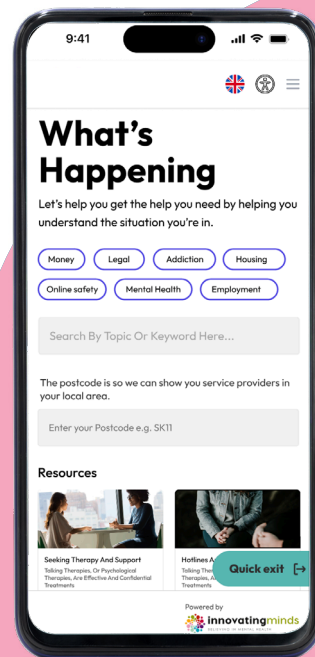
- ✓ make informed choices,
- ✓ safely find information and support,
- ✓ quickly find information without having to scroll through directories and rely on front line professionals to signpost them to help, and
- ✓ access services when they have language and accessibility needs.



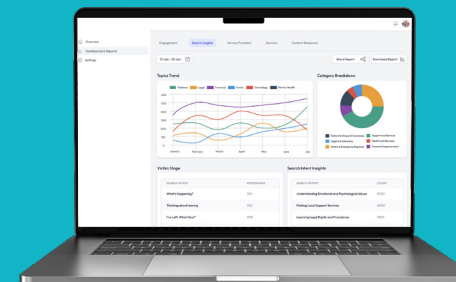
Designed with clinical expertise, trauma informed approaches and survivors in mind, **My Support Pathway** is a web-based platform (not an app) accessible through a phone/tablet/ laptop browser or via a QR code.

It's created to be there when someone has left their home and sees a bus stop billboard with a QR code, when they search online for help because they are in crisis, or when they don't know who to turn to and desperately need help.

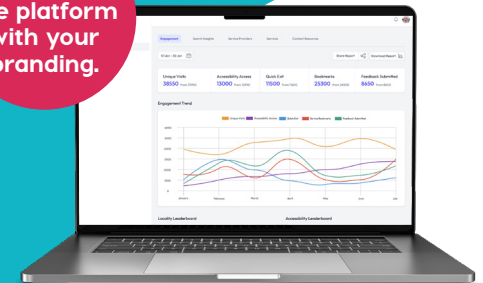
It starts with an empathetic approach, asking **'What's happening'**, to identify which stage a victim is at on their journey, or to enter a search term and let the AI help them to find the information and support that they are looking for.



As a Commissioner or commissioning body, the platform provides you with data on how your community is interacting with local services, what is being searched for and a whole host of other information which will inform future decision making.



White label the platform with your branding.



Commissioners can:

- ✓ view real time data dashboards to inform commissioning decisions and monitor engagement,
- ✓ bring together health, social care, employment, legal and wider services to support victims at every stage of their journey, and
- ✓ connect service providers with victims.

My Support Pathway has been developed with victims, local agencies and providers, commissioners and their commissioning teams in mind. Created by a purpose driven organisation, My Support Pathway is an important tool in outreach for any commissioner.



Want to find out more about My Support Pathway?

Contact us today to book a demonstration
and transform the way you are delivering
outreach in your local community.

0121 820 0313

[innovatingmindscic.com/
my-support-pathway](https://innovatingmindscic.com/my-support-pathway)

info@innovatingmindscic.com